

# 2 Poplar Close, Honington - Guide Price £180,000

Bury St Edmunds Suffolk IP31 1LJ

shires

Estate & Letting Agents



*"Consistently providing outstanding service to our clients"*

## Features

- 2 BEDROOM HOUSE OVER LOOKING A GREEN
- POPULAR VILLAGE LOCATION
- CLOSE TO LOCAL SHOPS AND PRIMARY SCHOOL
- CLOSE BY GARAGE EN BLOC WITH DRIVE FOR 1 CAR
- GAS RADIATOR HEATING
- DOUBLE GLAZING
- 16'4 KITCHEN/DINER
- LOUNGE OVER LOOKING THE REAR GARDEN
- ENCLOSED SOUTHERLY FACING GARDEN WITH NEW PATIO
- CALL US NOW TO BOOK YOUR VIEWING



## The Property

Nestled in the charming village of Honington, this delightful mid-terrace house presents an ideal opportunity for first-time buyers. This property boasts a comfortable living space featuring two well-proportioned bedrooms and a welcoming reception room that over looks the rear garden.


The house overlooks a green, providing a serene view and a sense of community. The southerly facing rear garden is a wonderful addition, perfect for enjoying sunny afternoons or hosting barbecues with friends and family. The property is equipped with gas radiator heating and double glazing, ensuring warmth and comfort throughout the year.

For those with vehicles, there is convenient parking in the form of a close garage en bloc with a drive for one car, making it easy to come and go as you please. This home is not only practical but also offers a lovely setting for anyone looking to settle in a village environment.


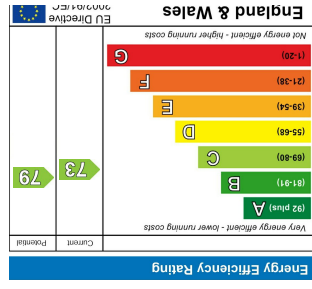
With its blend of charm, functionality, and a prime location, this two-bedroom house is a fantastic choice for those embarking on their homeownership journey. Don't miss the chance to make this delightful property your own.

There is a maintenance charge to cover the maintenance of the open greens and cutting of the grass, the street lighting and the road maintenance. This is £711 per annum



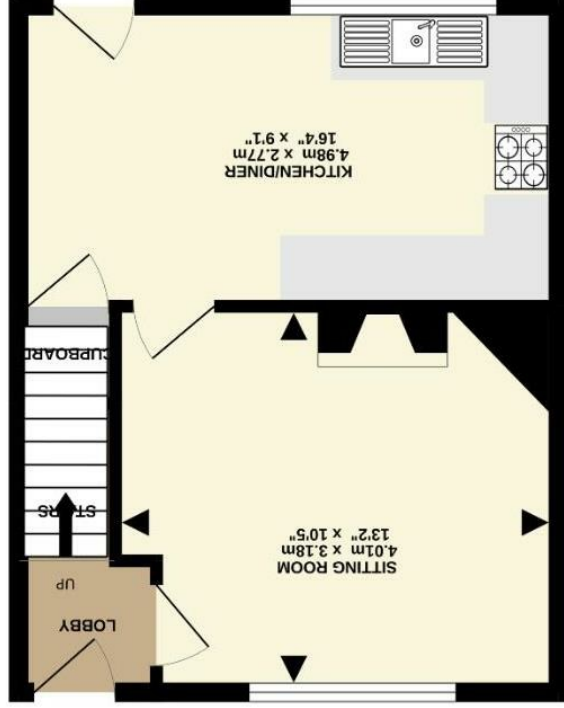


These sales particulars have been produced as a general guide only and we would draw to your attention that we have not carried out a detailed Survey of the property nor have we tested services, appliances or specific fittings. Whilst measurements and statements given within the details are provided in good faith, their accuracy should not be relied upon. If there are any points about which you may be uncertain or would like further clarification, we would suggest that you telephone this office and speak to our staff who will endeavour to assist you.

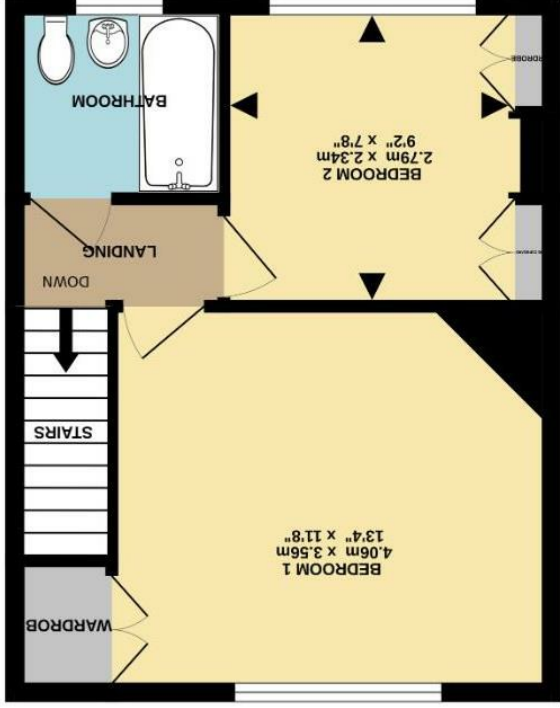


Whilst every attempt has been made to ensure the accuracy of the floorplan contained here, measurements of doors, windows, rooms and other items are approximate and no responsibility is taken for any error, omission or mis-statement. This plan is for illustrative purposes only and should be used as such by any prospective purchaser. The services, systems and appliances shown have not been tested and no guarantee as to their operability or efficiency can be given.

Made with Metropix ©2025



GROUND FLOOR



1ST FLOOR